

caprari

SCC2

SPLIT CASE



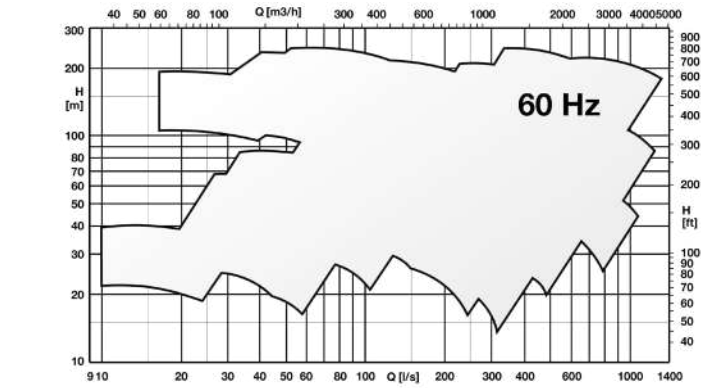
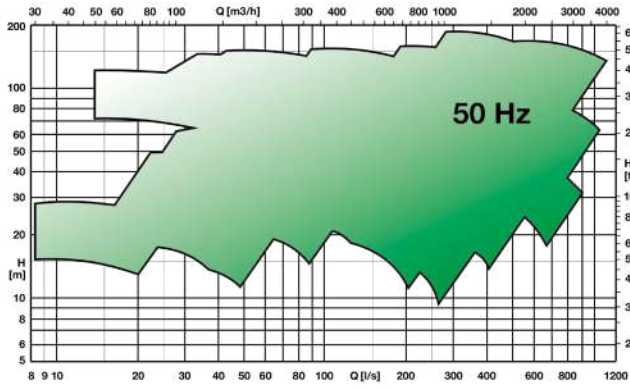
2/4/6 POLES

50/60Hz



EFFICIENCY
> 80%

FLOW RATE
> 1000 l/s



Flow rate up to	3600 m ³ /h
Head up to	200 m
Power up to	3000 kW
Frequency	50/60 Hz

IDEAL FOR


- IRRIGATION**

- INDUSTRY**

- CIVIL APPLICATION**

- LAND RECLAMATION**

WHY CHOOSE SCC2



1 HIGH ENERGY SAVING

- Low power consumption and operating costs
- IE3 or IE4 efficiency class motors

2 EASY MAINTENANCE

- In-line ports: **simplified installation**
- Split case pumps: **faster maintenance** and **inspection**

3 WIDE RANGE

- Flow rates above 1.000l/s and heads up to 200m
- Cast iron, bronze and stainless steel versions

4 MAXIMUM FLEXIBILITY

- Double shaft and horizontal/vertical installation designs
- Packing and mechanical sealing systems

5 ROBUSTNESS AND RELIABILITY

- Application with liquid temperature up to 140°C
- Low mechanical stress: generously sized shaft and bearings

